



# PRODUCT SPECSHEET

**PRODUCT: TSi VRP**

**CATEGORY: STATIC VOLTAGE STABILIZER**

**MODEL: THREE PHASE 6.5KVA TO 120KVA,  $\pm 26\%$**



TSi Power (P) Ltd, 154-55, Siddhi Industrial Infra Park, Waghodia,  
Vadodara-391760, Gujarat, India | +91-8000455999 | [info@tsipower.in](mailto:info@tsipower.in)

## ***Index*** *(click to directly jump to a section)*

- [ABOUT THE PRODUCT](#)
- [FEATURES & BENEFITS](#)
- [ABOUT THE COMPANY](#)
  
- [TECHNICAL SPECIFICATIONS - VRP-6500-9339-260M](#)
- [TECHNICAL SPECIFICATIONS - VRP-10000-9339-260M](#)
- [TECHNICAL SPECIFICATIONS - VRP-16000-9339-260M](#)
- [TECHNICAL SPECIFICATIONS - VRP-21000-9339-260M](#)
- [TECHNICAL SPECIFICATIONS - VRP-25000-9339-260M](#)
- [TECHNICAL SPECIFICATIONS - VRP-32000-9339-260M](#)
- [TECHNICAL SPECIFICATIONS - VRP-50000-9339-260M](#)
- [TECHNICAL SPECIFICATIONS - VRP-50000-9339-260MP](#)
- [TECHNICAL SPECIFICATIONS - VRP-75000-9339-260M](#)
- [TECHNICAL SPECIFICATIONS - VRP-75000-9339-260MP](#)
- [TECHNICAL SPECIFICATIONS - VRP-100000-9339-260MP](#)
- [TECHNICAL SPECIFICATIONS - VRP-120000-9339-260MP](#)
  
- [DIMENSION DIAGRAMS](#)

The **TSi VRP series** is designed to provide precision power with a typical response cum correction time of 20 milliseconds to comply with the requirements of the ITIC curve for power supply to electronics.

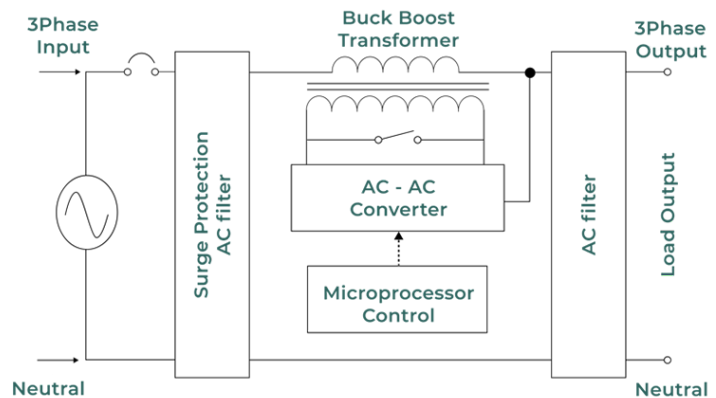


**TSi VRP** has revolutionised the industry, as the existing technologies become either obsolete or extremely expensive. Hence, we don't call them our competitors.

They are simply 'wrong solutions' for the existing power problems.

### *How does the TSi VRP work?*

The high frequency Insulated Gate Bipolar Transistor (IGBT) driven converter takes the incoming AC power, measures it against the nominal voltage reference and adds or subtracts voltage to achieve a precisely regulated 230V output. The automatic bypass will be activated when there is a fault condition.



Green LEDs are used to indicate Normal (regulating mode) operation.

[jump to index](#)

### *Features & Benefits -*

- Static technology results in quiet operation, high product up-time & low maintenance.
- Provides optimum voltage compensation, sag control, swell control, spike & noise control.
- Provides output voltage to within  $\pm 1\%$  for superior regulation.
- Internal surge voltage protection assures trouble-free operation.
- AC input circuit breakers and load over current protection prevents costly equipment damage.
- Tight control over electronic card failures, data corruption and machine breakdowns result in higher productivity, lower operating costs, and greater consumer comfort.
- Lightweight and compact size makes for ease of installation.
- Three phase as well as single phase versions are available

[jump to index](#)



## *The TSi Philosophy - Powering Happiness*

**TSi Power** is a renowned and a trusted name in the power conditioning industry. Since 2011, we have built a workplace that *nurtures* happy employees to *create* great products, in turn, making *happy customers*. Our founders strongly believe and have cultivated this within the company. There's a reason why we have become one of the world's *most trusted* power conditioners.

*Powering Happiness* is both our business goal and our work culture.

## *Our Facility in Vadodara, India*



[jump to index](#)

## TECHNICAL SPECIFICATIONS - VRP-6500-9339-260M

[jump to index](#)

ELECTRICAL	
Capacity (in KVA)	6.5
Switching Technology	20 kHz IGBT AC chopper/inverter
Voltage Compensation Time	20 ms typical
AC INPUT	
Nominal Input Voltage (V)	Three phase 400
Designed Input Voltage Range (V) (voltage regulation accuracy of +/-1%)	295 - 500
Input Voltage Range (V) (for relaxed output regulation within functional range of 200-250V P-N)	256 - 520
Nominal Operating Frequency	47 - 63 Hz
AC Input Connector	L1, L2, L3, Neutral & Ground input wires
Overload & Short Circuit Protection	Through suitably rated input circuit breaker
AC OUTPUT	
Nominal Output Voltage (V)	Three phase 400
Efficiency	Typical 95% (under 20 - 100 % load condition)
Output Voltage Compensation Range	+/- 1 %
Maximum Rated Output Current (A)	9
System Status Indicator	Green LED ON-Normal operation   Amber LED ON-Bypass operation   Red LED ON-Fault
Output Connector	L1, L2, L3, Neutral & Ground output wires
Surge Protection	Class II Surge Protection
PHYSICAL	
Cabinet Construction	RAL 7035 light grey powder coated CRCA cabinets

Automatic AC-AC Converter Bypass	Standard, will get activated when there is a fault condition
Cabinet Weather Protection Ratings	IP 20 (for use in protected indoor environments)
Display	Digital output voltage display through selector switch
Mounting	4 High Quality Castor wheels   2 with brakes
Overall Dimension (approx.)	As per Dimension Diagram of Cubical Type 610x610x640
Unpacked Weight (approx.)	85 kg
ENVIRONMENTAL	
Cooling Method	Forced air
Operating Temperature Range	0 to + 45 °C
Operating Humidity Range	10 to 90% relative humidity (non-condensing)
<p>Note:</p> <ol style="list-style-type: none"> <li>1. The voltage regulation is based on 400V nominal output voltage. This would proportionately change in case nominal output voltage is required to be preset at any other value between 380V-415V.</li> <li>2. All standard models are optionally available in IP54.</li> </ol>	

## TECHNICAL SPECIFICATIONS - VRP-10000-9339-260M

[jump to index](#)

ELECTRICAL	
Capacity (in KVA)	10
Switching Technology	20 kHz IGBT AC chopper/inverter
Voltage Compensation Time	20 ms typical
AC INPUT	
Nominal Input Voltage (V)	Three phase 400
Designed Input Voltage Range (V) (voltage regulation accuracy of +/-1%)	295 - 500
Input Voltage Range (V) (for relaxed output regulation within functional range of 200-250V P-N)	256 - 520
Nominal Operating Frequency	47 - 63 Hz
AC Input Connector	L1, L2, L3, Neutral & Ground input wires
Overload & Short Circuit Protection	Through suitably rated input circuit breaker
AC OUTPUT	
Nominal Output Voltage (V)	Three phase 400
Efficiency	Typical 95% (under 20 - 100 % load condition)
Output Voltage Compensation Range	+/- 1 %
Maximum Rated Output Current (A)	14
System Status Indicator	Green LED ON-Normal operation   Amber LED ON-Bypass operation   Red LED ON-Fault
Output Connector	L1, L2, L3, Neutral & Ground output wires
Surge Protection	Class II Surge Protection
PHYSICAL	
Cabinet Construction	RAL 7035 light grey powder coated CRCA cabinets



Automatic AC-AC Converter Bypass	Standard, will get activated when there is a fault condition
Cabinet Weather Protection Ratings	IP 20 (for use in protected indoor environments)
Display	Digital output voltage display through selector switch
Mounting	4 High Quality Castor wheels   2 with brakes
Overall Dimension (approx.)	As per Dimension Diagram of Cubical Type 610x610x640
Unpacked Weight (approx.)	120 kg
ENVIRONMENTAL	
Cooling Method	Forced air
Operating Temperature Range	0 to + 45 °C
Operating Humidity Range	10 to 90% relative humidity (non-condensing)
<p>Note:</p> <ol style="list-style-type: none"> <li>1. The voltage regulation is based on 400V nominal output voltage. This would proportionately change in case nominal output voltage is required to be preset at any other value between 380V-415V.</li> <li>2. All standard models are optionally available in IP54.</li> </ol>	

## TECHNICAL SPECIFICATIONS - VRP-16000-9339-260M

[jump to index](#)

ELECTRICAL	
Capacity (in KVA)	16
Switching Technology	20 kHz IGBT AC chopper/inverter
Voltage Compensation Time	20 ms typical
AC INPUT	
Nominal Input Voltage (V)	Three phase 400
Designed Input Voltage Range (V) (voltage regulation accuracy of +/-1%)	295 - 500
Input Voltage Range (V) (for relaxed output regulation within functional range of 200-250V P-N)	256 - 520
Nominal Operating Frequency	47 - 63 Hz
AC Input Connector	L1, L2, L3, Neutral & Ground input wires
Overload & Short Circuit Protection	Through suitably rated input circuit breaker
AC OUTPUT	
Nominal Output Voltage (V)	Three phase 400
Efficiency	Typical 95% (under 20 - 100 % load condition)
Output Voltage Compensation Range	+/- 1 %
Maximum Rated Output Current (A)	23
System Status Indicator	Green LED ON-Normal operation   Amber LED ON-Bypass operation   Red LED ON-Fault
Output Connector	L1, L2, L3, Neutral & Ground output wires
Surge Protection	Class II Surge Protection
PHYSICAL	
Cabinet Construction	RAL 7035 light grey powder coated CRCA cabinets

Automatic AC-AC Converter Bypass	Standard, will get activated when there is a fault condition
Cabinet Weather Protection Ratings	IP 20 (for use in protected indoor environments)
Display	Digital output voltage display through selector switch
Mounting	4 High Quality Castor wheels   2 with brakes
Overall Dimension (approx.)	As per Dimension Diagram of Cubical Type 610x610x640
Unpacked Weight (approx.)	120 kg
ENVIRONMENTAL	
Cooling Method	Forced air
Operating Temperature Range	0 to + 45 °C
Operating Humidity Range	10 to 90% relative humidity (non-condensing)
<p>Note:</p> <p>1. The voltage regulation is based on 400V nominal output voltage. This would proportionately change in case nominal output voltage is required to be preset at any other value between 380V-415V.</p> <p>2. All standard models are optionally available in IP54.</p>	

## TECHNICAL SPECIFICATIONS - VRP-21000-9339-260M

[jump to index](#)

ELECTRICAL	
Capacity (in KVA)	21
Switching Technology	20 kHz IGBT AC chopper/inverter
Voltage Compensation Time	20 ms typical
AC INPUT	
Nominal Input Voltage (V)	Three phase 400
Designed Input Voltage Range (V) (voltage regulation accuracy of +/-1%)	295 - 500
Input Voltage Range (V) (for relaxed output regulation within functional range of 200-250V P-N)	256 - 520
Nominal Operating Frequency	47 - 63 Hz
AC Input Connector	L1, L2, L3, Neutral & Ground input wires
Overload & Short Circuit Protection	Through suitably rated input circuit breaker
AC OUTPUT	
Nominal Output Voltage (V)	Three phase 400
Efficiency	Typical 95% (under 20 - 100 % load condition)
Output Voltage Compensation Range	+/- 1 %
Maximum Rated Output Current (A)	30
System Status Indicator	Green LED ON-Normal operation   Amber LED ON-Bypass operation   Red LED ON-Fault
Output Connector	L1, L2, L3, Neutral & Ground output wires
Surge Protection	Class II Surge Protection
PHYSICAL	
Cabinet Construction	RAL 7035 light grey powder coated CRCA cabinets



Automatic AC-AC Converter Bypass	Standard, will get activated when there is a fault condition
Cabinet Weather Protection Ratings	IP 20 (for use in protected indoor environments)
Display	Digital output voltage display through selector switch
Mounting	4 High Quality Castor wheels   2 with brakes
Overall Dimension (approx.)	As per Dimension Diagram of Cubical Type 610x610x640
Unpacked Weight (approx.)	145 kg
ENVIRONMENTAL	
Cooling Method	Forced air
Operating Temperature Range	0 to + 45 °C
Operating Humidity Range	10 to 90% relative humidity (non-condensing)
<p>Note:</p> <p>1. The voltage regulation is based on 400V nominal output voltage. This would proportionately change in case nominal output voltage is required to be preset at any other value between 380V-415V.</p> <p>2. All standard models are optionally available in IP54.</p>	

## TECHNICAL SPECIFICATIONS - VRP-25000-9339-260M

[jump to index](#)

ELECTRICAL	
Capacity (in KVA)	25
Switching Technology	20 kHz IGBT AC chopper/inverter
Voltage Compensation Time	20 ms typical
AC INPUT	
Nominal Input Voltage (V)	Three phase 400
Designed Input Voltage Range (V) (voltage regulation accuracy of +/-1%)	295 - 500
Input Voltage Range (V) (for relaxed output regulation within functional range of 200-250V P-N)	256 - 520
Nominal Operating Frequency	47 - 63 Hz
AC Input Connector	L1, L2, L3, Neutral & Ground input wires
Overload & Short Circuit Protection	Through suitably rated input circuit breaker
AC OUTPUT	
Nominal Output Voltage (V)	Three phase 400
Efficiency	Typical 95% (under 20 - 100 % load condition)
Output Voltage Compensation Range	+/- 1 %
Maximum Rated Output Current (A)	36
System Status Indicator	Green LED ON-Normal operation   Amber LED ON-Bypass operation   Red LED ON-Fault
Output Connector	L1, L2, L3, Neutral & Ground output wires
Surge Protection	Class II Surge Protection
PHYSICAL	
Cabinet Construction	RAL 7035 light grey powder coated CRCA cabinets

Automatic AC-AC Converter Bypass	Standard, will get activated when there is a fault condition
Cabinet Weather Protection Ratings	IP 20 (for use in protected indoor environments)
Display	Digital output voltage display through selector switch
Mounting	4 High Quality Castor wheels   2 with brakes
Overall Dimension (approx.)	As per Dimension Diagram of Cubical Type 610x610x640
Unpacked Weight (approx.)	155 kg
ENVIRONMENTAL	
Cooling Method	Forced air
Operating Temperature Range	0 to + 45 °C
Operating Humidity Range	10 to 90% relative humidity (non-condensing)
<p>Note:</p> <p>1. The voltage regulation is based on 400V nominal output voltage. This would proportionately change in case nominal output voltage is required to be preset at any other value between 380V-415V.</p> <p>2. All standard models are optionally available in IP54.</p>	

## TECHNICAL SPECIFICATIONS - VRP-32000-9339-260M

[jump to index](#)

ELECTRICAL	
Capacity (in KVA)	32
Switching Technology	20 kHz IGBT AC chopper/inverter
Voltage Compensation Time	20 ms typical
AC INPUT	
Nominal Input Voltage (V)	Three phase 400
Designed Input Voltage Range (V) (voltage regulation accuracy of +/-1%)	295 - 500
Input Voltage Range (V) (for relaxed output regulation within functional range of 200-250V P-N)	256 - 520
Nominal Operating Frequency	47 - 63 Hz
AC Input Connector	L1, L2, L3, Neutral & Ground input wires
Overload & Short Circuit Protection	Through suitably rated input circuit breaker
AC OUTPUT	
Nominal Output Voltage (V)	Three phase 400
Efficiency	Typical 95% (under 20 - 100 % load condition)
Output Voltage Compensation Range	+/- 1 %
Maximum Rated Output Current (A)	46
System Status Indicator	Green LED ON-Normal operation   Amber LED ON-Bypass operation   Red LED ON-Fault
Output Connector	L1, L2, L3, Neutral & Ground output wires
Surge Protection	Class II Surge Protection
PHYSICAL	
Cabinet Construction	RAL 7035 light grey powder coated CRCA cabinets



Automatic AC-AC Converter Bypass	Standard, will get activated when there is a fault condition
Cabinet Weather Protection Ratings	IP 20 (for use in protected indoor environments)
Display	Digital output voltage display through selector switch
Mounting	4 High Quality Castor wheels   2 with brakes
Overall Dimension (approx.)	As per Dimension Diagram of Cubical Type 660x660x720
Unpacked Weight (approx.)	180 kg
ENVIRONMENTAL	
Cooling Method	Forced air
Operating Temperature Range	0 to + 45 °C
Operating Humidity Range	10 to 90% relative humidity (non-condensing)
<p>Note:</p> <ol style="list-style-type: none"> <li>1. The voltage regulation is based on 400V nominal output voltage. This would proportionately change in case nominal output voltage is required to be preset at any other value between 380V-415V.</li> <li>2. All standard models are optionally available in IP54.</li> </ol>	

## TECHNICAL SPECIFICATIONS - VRP-50000-9339-260M

[jump to index](#)

ELECTRICAL	
Capacity (in KVA)	50
Switching Technology	20 kHz IGBT AC chopper/inverter
Voltage Compensation Time	20 ms typical
AC INPUT	
Nominal Input Voltage (V)	Three phase 400
Designed Input Voltage Range (V) (voltage regulation accuracy of +/-1%)	295 - 500
Input Voltage Range (V) (for relaxed output regulation within functional range of 200-250V P-N)	256 - 520
Nominal Operating Frequency	47 - 63 Hz
AC Input Connector	L1, L2, L3, Neutral & Ground input wires
Overload & Short Circuit Protection	Through suitably rated input circuit breaker
AC OUTPUT	
Nominal Output Voltage (V)	Three phase 400
Efficiency	Typical 95% (under 20 - 100 % load condition)
Output Voltage Compensation Range	+/- 1 %
Maximum Rated Output Current (A)	72
System Status Indicator	Green LED ON-Normal operation   Amber LED ON-Bypass operation   Red LED ON-Fault
Output Connector	L1, L2, L3, Neutral & Ground output wires
Surge Protection	Class II Surge Protection
PHYSICAL	
Cabinet Construction	RAL 7035 light grey powder coated CRCA cabinets

Automatic AC-AC Converter Bypass	Standard, will get activated when there is a fault condition
Cabinet Weather Protection Ratings	IP 20 (for use in protected indoor environments)
Display	Digital output voltage display through selector switch
Mounting	4 High Quality Castor wheels   2 with brakes
Overall Dimension (approx.)	As per Dimension Diagram of Cubical Type 888x888x838
Unpacked Weight (approx.)	285 kg
ENVIRONMENTAL	
Cooling Method	Forced air
Operating Temperature Range	0 to + 45 °C
Operating Humidity Range	10 to 90% relative humidity (non-condensing)
<p>Note:</p> <ol style="list-style-type: none"> <li>1. The voltage regulation is based on 400V nominal output voltage. This would proportionately change in case nominal output voltage is required to be preset at any other value between 380V-415V.</li> <li>2. All standard models are optionally available in IP54.</li> </ol>	

## TECHNICAL SPECIFICATIONS - VRP-50000-9339-260MP

[jump to index](#)

ELECTRICAL	
Capacity (in KVA)	50
Switching Technology	20 kHz IGBT AC chopper/inverter
Voltage Compensation Time	20 ms typical
AC INPUT	
Nominal Input Voltage (V)	Three phase 400
Designed Input Voltage Range (V) (voltage regulation accuracy of +/-1%)	295 - 500
Input Voltage Range (V) (for relaxed output regulation within functional range of 200-250V P-N)	256 - 520
Nominal Operating Frequency	47 - 63 Hz
AC Input Connector	L1, L2, L3, Neutral & Ground input BUSBAR
Overload & Short Circuit Protection	Through suitably rated input circuit breaker
AC OUTPUT	
Nominal Output Voltage (V)	Three phase 400
Efficiency	Typical 95% (under 20 - 100 % load condition)
Output Voltage Compensation Range	+/- 1 %
Maximum Rated Output Current (A)	72
System Status Indicator	Green LED ON-Normal operation   Amber LED ON-Bypass operation   Red LED ON-Fault
Output Connector	L1, L2, L3, Neutral & Ground output BUSBAR
Surge Protection	Class II Surge Protection
PHYSICAL	
Cabinet Construction	RAL 7035 light grey powder coated CRCA cabinets



Automatic AC-AC Converter Bypass	Standard, will get activated when there is a fault condition
Cabinet Weather Protection Ratings	IP 20 (for use in protected indoor environments)
Display	Digital output voltage display through selector switch
Mounting	Pad mounted
Overall Dimension (approx.)	As per Dimension Diagram of Panel Type 650x1220x2400
Unpacked Weight (approx.)	450 kg
ENVIRONMENTAL	
Cooling Method	Forced air
Operating Temperature Range	0 to + 45 °C
Operating Humidity Range	10 to 90% relative humidity (non-condensing)
<p>Note:</p> <p>1. The voltage regulation is based on 400V nominal output voltage. This would proportionately change in case nominal output voltage is required to be preset at any other value between 380V-415V.</p> <p>2. All standard models are optionally available in IP54.</p>	

## TECHNICAL SPECIFICATIONS - VRP-75000-9339-260M

[jump to index](#)

ELECTRICAL	
Capacity (in KVA)	75
Switching Technology	20 kHz IGBT AC chopper/inverter
Voltage Compensation Time	20 ms typical
AC INPUT	
Nominal Input Voltage (V)	Three phase 400
Designed Input Voltage Range (V) (voltage regulation accuracy of +/-1%)	295 - 500
Input Voltage Range (V) (for relaxed output regulation within functional range of 200-250V P-N)	256 - 520
Nominal Operating Frequency	47 - 63 Hz
AC Input Connector	L1, L2, L3, Neutral & Ground input wires
Overload & Short Circuit Protection	Through suitably rated input circuit breaker
AC OUTPUT	
Nominal Output Voltage (V)	Three phase 400
Efficiency	Typical 95% (under 20 - 100 % load condition)
Output Voltage Compensation Range	+/- 1 %
Maximum Rated Output Current (A)	108
System Status Indicator	Green LED ON-Normal operation   Amber LED ON-Bypass operation   Red LED ON-Fault
Output Connector	L1, L2, L3, Neutral & Ground output wires
Surge Protection	Class II Surge Protection
PHYSICAL	
Cabinet Construction	RAL 7035 light grey powder coated CRCA cabinets

Automatic AC-AC Converter Bypass	Standard, will get activated when there is a fault condition
Cabinet Weather Protection Ratings	IP 20 (for use in protected indoor environments)
Display	Digital output voltage display through selector switch
Mounting	4 High Quality Castor wheels   2 with brakes
Overall Dimension (approx.)	As per Dimension Diagram of Cubical Type 888x888x838
Unpacked Weight (approx.)	310 kg
ENVIRONMENTAL	
Cooling Method	Forced air
Operating Temperature Range	0 to + 45 °C
Operating Humidity Range	10 to 90% relative humidity (non-condensing)
<p>Note:</p> <p>1. The voltage regulation is based on 400V nominal output voltage. This would proportionately change in case nominal output voltage is required to be preset at any other value between 380V-415V.</p> <p>2. All standard models are optionally available in IP54.</p>	

## TECHNICAL SPECIFICATIONS - VRP-75000-9339-260MP

[jump to index](#)

ELECTRICAL	
Capacity (in KVA)	75
Switching Technology	20 kHz IGBT AC chopper/inverter
Voltage Compensation Time	20 ms typical
AC INPUT	
Nominal Input Voltage (V)	Three phase 400
Designed Input Voltage Range (V) (voltage regulation accuracy of +/-1%)	295 - 500
Input Voltage Range (V) (for relaxed output regulation within functional range of 200-250V P-N)	256 - 520
Nominal Operating Frequency	47 - 63 Hz
AC Input Connector	L1, L2, L3, Neutral & Ground input BUSBAR
Overload & Short Circuit Protection	Through suitably rated input circuit breaker
AC OUTPUT	
Nominal Output Voltage (V)	Three phase 400
Efficiency	Typical 95% (under 20 - 100 % load condition)
Output Voltage Compensation Range	+/- 1 %
Maximum Rated Output Current (A)	108
System Status Indicator	Green LED ON-Normal operation   Amber LED ON-Bypass operation   Red LED ON-Fault
Output Connector	L1, L2, L3, Neutral & Ground output BUSBAR
Surge Protection	Class II Surge Protection
PHYSICAL	
Cabinet Construction	RAL 7035 light grey powder coated CRCA cabinets



Automatic AC-AC Converter Bypass	Standard, will get activated when there is a fault condition
Cabinet Weather Protection Ratings	IP 20 (for use in protected indoor environments)
Display	Digital output voltage display through selector switch
Mounting	Pad mounted
Overall Dimension (approx.)	As per Dimension Diagram of Panel Type 650x1220x2400
Unpacked Weight (approx.)	480 kg
ENVIRONMENTAL	
Cooling Method	Forced air
Operating Temperature Range	0 to + 45 °C
Operating Humidity Range	10 to 90% relative humidity (non-condensing)
<p>Note:</p> <ol style="list-style-type: none"> <li>1. The voltage regulation is based on 400V nominal output voltage. This would proportionately change in case nominal output voltage is required to be preset at any other value between 380V-415V.</li> <li>2. All standard models are optionally available in IP54.</li> </ol>	

## TECHNICAL SPECIFICATIONS - VRP-100000-9339-260MP

[jump to index](#)

ELECTRICAL	
Capacity (in KVA)	100
Switching Technology	20 kHz IGBT AC chopper/inverter
Voltage Compensation Time	20 ms typical
AC INPUT	
Nominal Input Voltage (V)	Three phase 400
Designed Input Voltage Range (V) (voltage regulation accuracy of +/-1%)	295 - 500
Input Voltage Range (V) (for relaxed output regulation within functional range of 200-250V P-N)	256 - 520
Nominal Operating Frequency	47 - 63 Hz
AC Input Connector	L1, L2, L3, Neutral & Ground input BUSBAR
Overload & Short Circuit Protection	Through suitably rated input circuit breaker
AC OUTPUT	
Nominal Output Voltage (V)	Three phase 400
Efficiency	Typical 95% (under 20 - 100 % load condition)
Output Voltage Compensation Range	+/- 1 %
Maximum Rated Output Current (A)	144
System Status Indicator	Green LED ON-Normal operation   Amber LED ON-Bypass operation   Red LED ON-Fault
Output Connector	L1, L2, L3, Neutral & Ground output BUSBAR
Surge Protection	Class II Surge Protection
PHYSICAL	
Cabinet Construction	RAL 7035 light grey powder coated CRCA cabinets

Automatic AC-AC Converter Bypass	Standard, will get activated when there is a fault condition
Cabinet Weather Protection Ratings	IP 20 (for use in protected indoor environments)
Display	Digital output voltage display through selector switch
Mounting	Pad mounted
Overall Dimension (approx.)	As per Dimension Diagram of Panel Type 650x1220x2400
Unpacked Weight (approx.)	650 kg
ENVIRONMENTAL	
Cooling Method	Forced air
Operating Temperature Range	0 to + 45 °C
Operating Humidity Range	10 to 90% relative humidity (non-condensing)
<p>Note:</p> <p>1. The voltage regulation is based on 400V nominal output voltage. This would proportionately change in case nominal output voltage is required to be preset at any other value between 380V-415V.</p> <p>2. All standard models are optionally available in IP54.</p>	

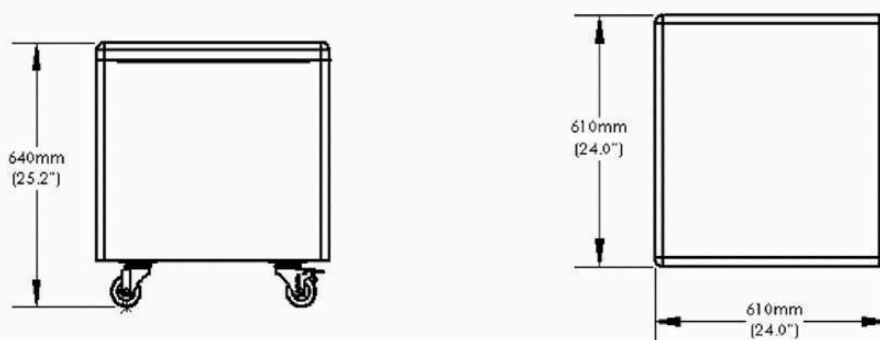
## TECHNICAL SPECIFICATIONS - VRP-120000-9339-260MP

[jump to index](#)

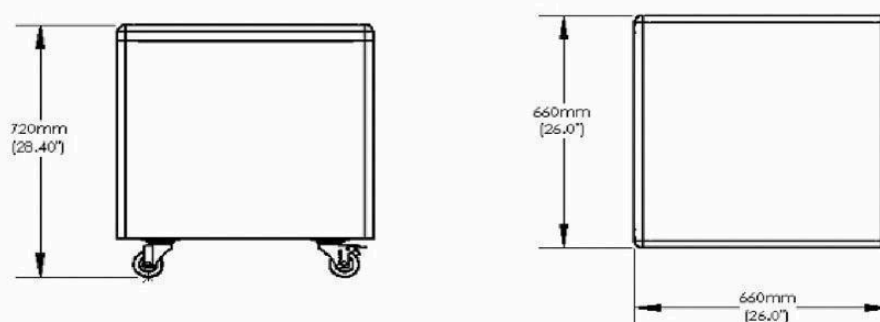
ELECTRICAL	
Capacity (in KVA)	120
Switching Technology	20 kHz IGBT AC chopper/inverter
Voltage Compensation Time	20 ms typical
AC INPUT	
Nominal Input Voltage (V)	Three phase 400
Designed Input Voltage Range (V) (voltage regulation accuracy of +/-1%)	295 - 500
Input Voltage Range (V) (for relaxed output regulation within functional range of 200-250V P-N)	256 - 520
Nominal Operating Frequency	47 - 63 Hz
AC Input Connector	L1, L2, L3, Neutral & Ground input BUSBAR
Overload & Short Circuit Protection	Through suitably rated input circuit breaker
AC OUTPUT	
Nominal Output Voltage (V)	Three phase 400
Efficiency	Typical 95% (under 20 - 100 % load condition)
Output Voltage Compensation Range	+/- 1 %
Maximum Rated Output Current (A)	173
System Status Indicator	Green LED ON-Normal operation   Amber LED ON-Bypass operation   Red LED ON-Fault
Output Connector	L1, L2, L3, Neutral & Ground output BUSBAR
Surge Protection	Class II Surge Protection
PHYSICAL	
Cabinet Construction	RAL 7035 light grey powder coated CRCA cabinets

Automatic AC-AC Converter Bypass	Standard, will get activated when there is a fault condition
Cabinet Weather Protection Ratings	IP 20 (for use in protected indoor environments)
Display	Digital output voltage display through selector switch
Mounting	Pad mounted
Overall Dimension (approx.)	As per Dimension Diagram of Panel Type 650x1220x2400
Unpacked Weight (approx.)	750 kg
ENVIRONMENTAL	
Cooling Method	Forced air
Operating Temperature Range	0 to + 45 °C
Operating Humidity Range	10 to 90% relative humidity (non-condensing)
<p>Note:</p> <p>1. The voltage regulation is based on 400V nominal output voltage. This would proportionately change in case nominal output voltage is required to be preset at any other value between 380V-415V.</p> <p>2. All standard models are optionally available in IP54.</p>	

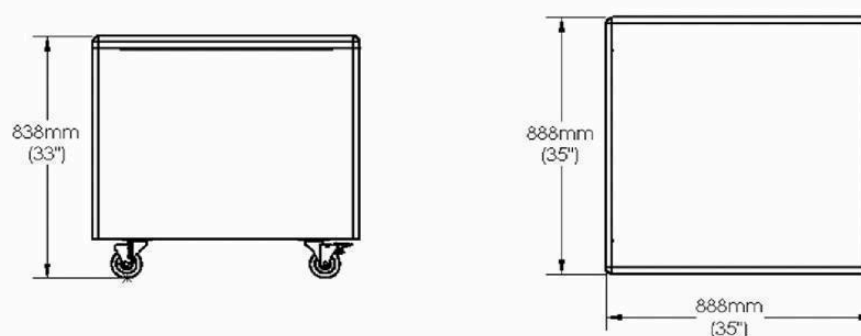
### CUBICAL TYPE 610 x 610 x 640 (in mm)



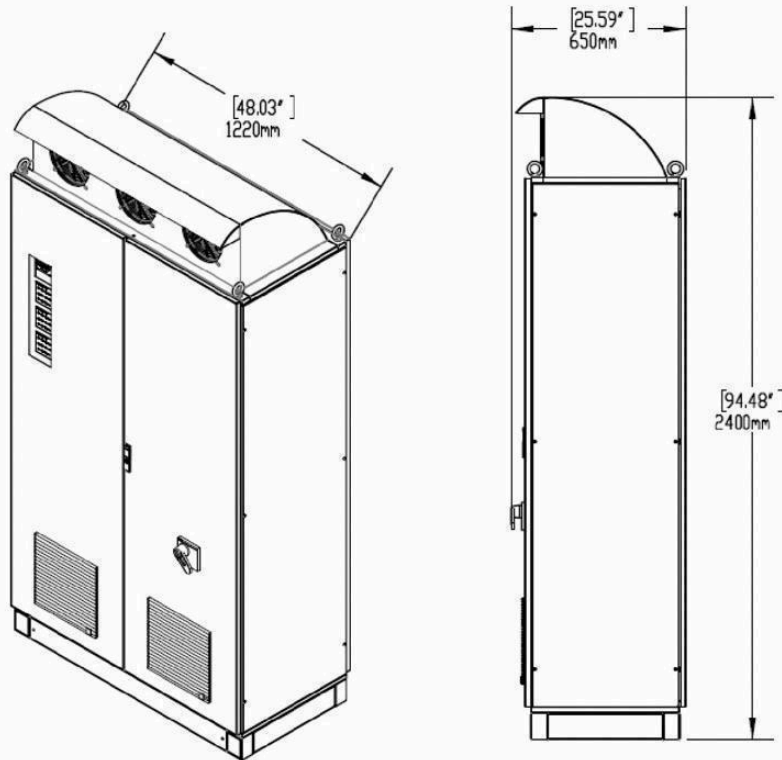
### CUBICAL TYPE 660 x 660 x 720 (in mm)



### CUBICAL TYPE 888 x 888 x 838 (in mm)



## PANEL TYPE 650 x 1220 x 2400 (in mm)



Contact us for a **free demo** or a **customised quote** or just a hello!

+91-8000455999   +91-7567722666   [info@tsipower.in](mailto:info@tsipower.in)

TSi Power (P) Ltd, 154-155, Siddhi Industrial Infra Park,  
Waghodia, Vadodara, Gujarat 391760, India